





































































## State House of Representatives Scorecard 2025

Votes analyzed: 19 Bills analyzed: 9

Member (Party)	With		Against		PNV	Absent		Chart of Absences	
Cantrell, Josh(R)	19	100%	0	0%	0	0%	0	0%	
George, John(R)	19	100%	0	0%	0	0%	0	0%	
Hasenbeck, Toni(R)	19	100%	0	0%	0	0%	0	0%	
Hilbert, Kyle(R)	19	100%	0	0%	0	0%	0	0%	
Johns, Ronny(R)	19	100%	0	0%	0	0%	0	0%	
Osburn, Mike(R)	19	100%	0	0%	0	0%	0	0%	
Pae, Daniel(R)	19	100%	0	0%	0	0%	0	0%	
Pfeiffer, John(R)	19	100%	0	0%	0	0%	0	0%	
Sterling, Danny(R)	19	100%	0	0%	0	0%	0	0%	
West, Tammy(R)	19	100%	0	0%	0	0%	0	0%	
Worthen, Rande(R)	19	100%	0	0%	0	0%	0	0%	
Gise, Emily (F)(R)	18	95%	0	0%	0	0%	1	5%	
Harris, Erick(R)	18	95%	1	5%	0	0%	0	0%	
Lepak, Mark(R)	18	95%	1	5%	0	0%	0	0%	
Lowe, Dick(R)	18	95%	0	0%	0	0%	1	5%	
May, Stan(R)	18	95%	1	5%	0	0%	0	0%	
Moore, Anthony(R)	18	95%	1	5%	0	0%	0	0%	
Blancett, Meloyde(D)	17	89%	2	11%	0	0%	0	0%	
Caldwell, Chad(R)	17	89%	1	5%	0	0%	1	5%	
Dobrinski, Mike(R)	17	89%	2	11%	0	0%	0	0%	
Hefner, Ellyn(D)	17	89%	0	0%	0	0%	2	11%	
Lay, Mike (F)(R)	17	89%	2	11%	0	0%	0	0%	
Luttrell, Ken(R)	17	89%	0	0%	0	0%	2	11%	

Manger, Robert(R)	17	89%	2	11%	0	0%	0	0%		
Miller, Nicole(R)	17	89%	1	5%	0	0%	1	5%		
Pogemiller, Ellen (F)(D)	17	89%	2	11%	0	0%	0	0%		
Provenzano, Melissa(D)	17	89%	1	5%	0	0%	1	5%		
Roe, Cynthia(R)	17	89%	2	11%	0	0%	0	0%		
Schreiber, Suzanne(D)	17	89%	0	0%	0	0%	2	11%		
Stewart, Ron (F)(D)	17	89%	0	0%	0	0%	2	11%		
Bennett, Forrest(D)	16	84%	2	11%	0	0%	1	5%		
Dempsey, Eddy(R)	16	84%	0	0%	0	0%	3	16%		
Fugate, Andy(D)	16	84%	3	16%	0	0%	0	0%		
Rosecrants, Jacob(D)	16	84%	1	5%	0	0%	2	11%		
Waldron, John(D)	16	84%	2	11%	0	0%	1	5%		
West, Josh(R)	16	84%	0	0%	0	0%	3	16%		
Alonso-Sandoval, Arturo(D)	15	79%	0	0%	0	0%	4	21%		
Kelley, Mike (F)(R)	15	79%	4	21%	0	0%	0	0%		
Pittman, Ajay(D)	15	79%	1	5%	0	0%	3	16%		
Strom, Judd(R)	15	79%	2	11%	0	0%	2	11%		
Townley, Tammy(R)	15	79%	2	11%	0	0%	2	11%		
Archer, Nick(R)	14	74%	2	11%	0	0%	3	16%		
Caldwell, Trey(R)	14	74%	2	11%	0	0%	3	16%		
Culver, Bob Ed(R)	14	74%	5	26%	0	0%	0	0%		
Deck, Jared(D)	14	74%	5	26%	0	0%	0	0%		
Fetgatter, Scott(R)	14	74%	5	26%	0	0%	0	0%		
Kane, John(R)	14	74%	3	16%	0	0%	2	11%		
Ranson, Trish(D)	14	74%	2	11%	0	0%	3	16%		
Bashore, Steve(R)	13	68%	6	32%	0	0%	0	0%		
Burns, Ty(R)	13	68%	1	5%	0	0%	5	26%		
Dollens, Mickey(D)	13	68%	2	11%	0	0%	4	21%		
Duel, Collin(R)	13	68%	5	26%	0	0%	1	5%		
Lawson, Mark(R)	13	68%	1	5%	0	0%	5	26%		

McCane, Michelle (F)(D)	13	68%	5	26%	0	0%	1	5%			
Roberts, Eric(R)	13	68%	6	32%	0	0%	0	0%			
Boles, Brad(R)	12	63%	5	26%	2	11%	0	0%			
Ford, Ross(R)	12	63%	3	16%	0	0%	4	21%			
Hill, Brian(R)	12	63%	0	0%	0	0%	7	37%			
Kerbs, Dell(R)	12	63%	0	0%	0	0%	7	37%			
Munson, Cyndi(D)	12	63%	4	21%	0	0%	3	16%			
Patzkowsky, Kenton(R)	12	63%	6	32%	0	0%	1	5%			
Adams, Stacy Jo (F)(R)	11	58%	8	42%	0	0%	0	0%			
Chapman, Mark (F)(R)	11	58%	6	32%	0	0%	2	11%			
Cornwell, Rusty(R)	11	58%	7	37%	0	0%	1	5%			
Hildebrant, Derrick (F)(R)	11	58%	7	37%	0	0%	1	5%			
Newton, Carl(R)	11	58%	6	32%	0	0%	2	11%			
Stark, Marilyn(R)	11	58%	7	37%	0	0%	1	5%			
Tedford, Mark(R)	11	58%	0	0%	0	0%	8	42%			
Eaves, Ryan (F)(R)	10	53%	9	47%	0	0%	0	0%			
Staires, Clay(R)	10	53%	7	37%	0	0%	2	11%			
Banning, Chris(R)	8	42%	10	53%	0	0%	1	5%			
Turner, Tim (F)(R)	8	42%	11	58%	0	0%	0	0%			
Wilk, Jonathan (F)(R)	8	42%	11	58%	0	0%	0	0%			
Blair, Jason (F)(R)	7	37%	7	37%	0	0%	5	26%			
Hall, Rob (F)(R)	7	37%	12	63%	0	0%	0	0%			
Wolfley, Max(R)	7	37%	11	58%	0	0%	1	5%			
Marti, T.J.(R)	6	32%	1	5%	0	0%	12	63%			
Sneed, Chris(R)	6	32%	11	58%	0	0%	2	11%			
Williams, Danny(R)	6	32%	12	63%	0	0%	1	5%			
Menz, Annie(D)	5	26%	3	16%	0	0%	11	58%			
Stinson, Preston(R)	5	26%	0	0%	0	0%	14	74%			
Woolley, Gabe (F)(R)	5	26%	14	74%	0	0%	0	0%			
Crosswhite-Hader, Denise(R)	4	21%	15	79%	0	0%	0	0%			

Grego, Jim(R)	4	21%	8	42%	0	0%	7	37%			
Kannady, Chris(R)	4	21%	0	0%	0	0%	15	79%			
West, Kevin(R)	4	21%	15	79%	0	0%	0	0%			
Hardin, David(R)	3	16%	9	47%	0	0%	7	37%			
Hays, Neil(R)	3	16%	16	84%	0	0%	0	0%			
Humphrey, Justin J.J.(R)	2	11%	14	74%	0	0%	3	16%			
Kendrix, Gerrid(R)	2	11%	16	84%	0	0%	1	5%			
Maynard, Cody(R)	2	11%	17	89%	0	0%	0	0%			
Olsen, Jim(R)	2	11%	16	84%	0	0%	1	5%			
Smith, David(R)	2	11%	14	74%	0	0%	3	16%			
Steagall, Jay(R)	2	11%	16	84%	0	0%	1	5%			
West, Rick(R)	2	11%	17	89%	0	0%	0	0%			
Gann, Tom(R)	0	0%	19	100%	0	0%	0	0%			
Jenkins, Molly (F)(R)	0	0%	19	100%	0	0%	0	0%			
Shaw, Jim (F)(R)	0	0%	19	100%	0	0%	0	0%			

Timmons, Aletia (F)(D) Sworn in June 18, 2025

Norwood, Kevin (F)(R) Sworn in June 18, 2025

Clinton, Amanda (F)(D) Sworn in June 18, 2025